


SoliTherm[®] ComPact

for economical enclosure cooling



2019

- Cooling capacities from 1,230 BTU up to 13,650 BTU
- Operating temperature range 68°F - 131°F
- NEMA type 12, powder coated steel metal, RAL 7035
- Nano-coated hydrophobic condensor
- Closed loop cooling system
- Virtually maintenance free
- Adjustable electronic Touchpad controller with digital display
- Optional condensate evaporator (> 6800 BTU)
- Recessed models with a standard depth of 3.5 inch available
- Assembly parts, mounting template and condensation kit included



Protection



External



Recessed



Maintenance free

Standard 2-Year Warranty

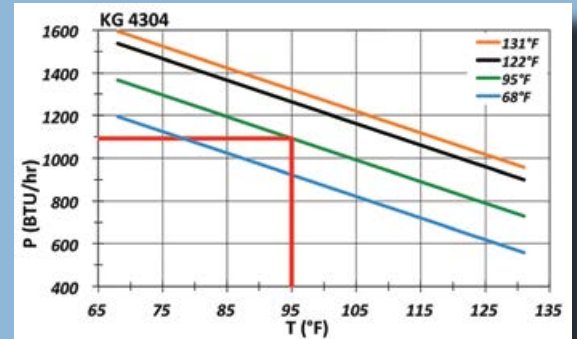


KG 4304 - 1,230 BTU

Dimensions: 19.7 x 11 x 7.9 inch, weight 40 lbs.

Order no.	Voltage	Nominal current	Start current
43040001	230 ~ 50/60 Hz	1.9 A	6.1 A
43041001	120 V ~ 60 Hz	4.2 A	4.6 A
43042001	400/460 V - 50/60 Hz 2~	1.2 A	1.3 A

Stainless steel 304 models order no. 4304XXX2



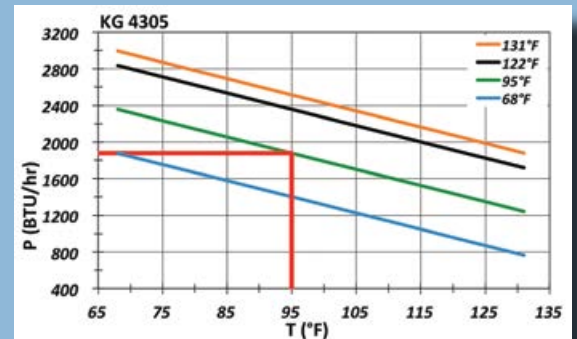
KG 4305 - 2,120 BTU

Dimensions: 25.6 x 12.4 x 10.2 inch, weight 61 lbs.

Order no.	Voltage	Nominal current	Start current
43050001	230 ~ 50/60 Hz	2.1 A	9.8 A
43051001	120 V ~ 60 Hz	4.4 A	19.1 A
43052001	400/460 V - 50/60 Hz 2~	1.4 A	4.3 A

Recessed models order no. 4305XX81

Stainless steel 304 models order no. 4305XXX2



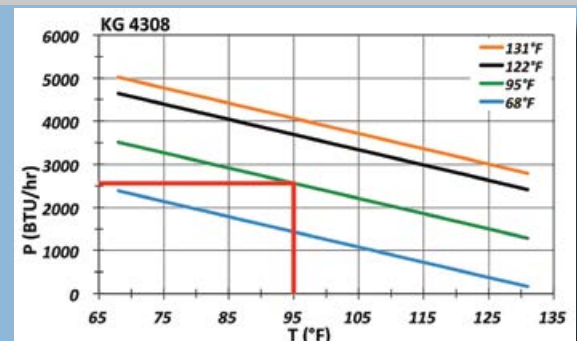
KG 4308 - 2,660 BTU

Dimensions: 25.6 x 12.4 x 10.2 inch, weight 61 lbs.

Order no.	Voltage	Nominal current	Start current
43080001	230 ~ 50/60 Hz	2.9 A	16.5 A
43081001	120 V ~ 60 Hz	5.8 A	33 A
43082001	400/460 V - 50/60 Hz 2~	1.6 A	10 A

Recessed models order no. 4308XX81

Stainless steel 304 models order no. 4308XXX2



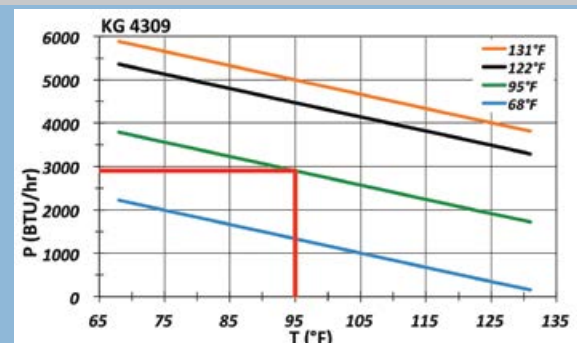
KG 4309 - 3,000 BTU

Dimensions: 25.6 x 12.4 x 10.2 inch, weight 66 lbs.

Order no.	Voltage	Nominal current	Start current
43090001	230 ~ 50/60 Hz	3.0 A	16.5 A
43091001	120 V ~ 60 Hz	6.0 A	33 A
43092001	400/460 V - 50/60 Hz 2~	1.75 A	10 A

Recessed models order no. 4309XX81

Stainless steel 304 models order no. 4309XXX2



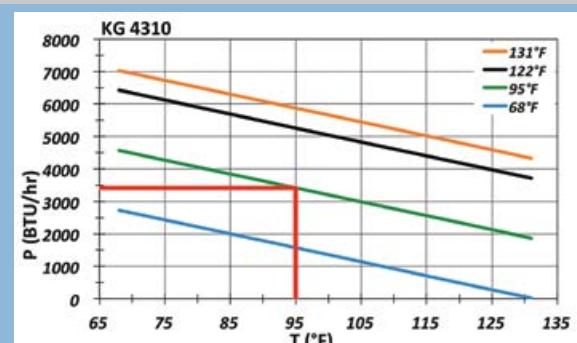
KG 4310 - 3,680 BTU

Dimensions: 25.6 x 12.4 x 10.2 inch, weight 66 lbs.

Order no.	Voltage	Nominal current	Start current
43100001	230 ~ 50/60 Hz	3.6 A	16.5 A
43101001	120 V ~ 60 Hz	7.8 A	33 A
43102001	400/460 V - 50/60 Hz 2~	1.8 A	10 A

Recessed models order no. 4310XX81

Stainless steel 304 models order no. 4310XXX2

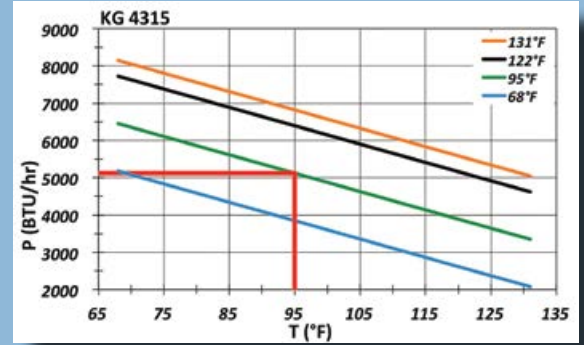


KG 4315 - 5,560 BTU

Dimensions: 38.6 x 15.5 x 10.2 inch, weight 87 lbs.

Order no.	Voltage	Nominal current	Start current
43150001	230 ~ 50/60 Hz	4.6 A	21.2 A
43151001	120 V ~ 60 Hz	9.6 A	39.4 A
43152001	400/460 V - 50/60 Hz 2~	2.9 A	5.3 A

Recessed models order no. 4315XX81
Stainless steel 304 models order no. 4315XXX2

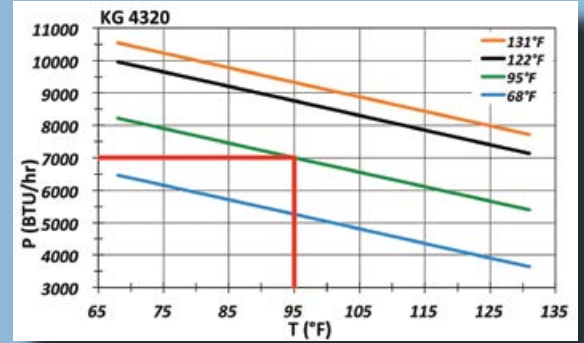


KG 4320 - 6,820 BTU

Dimensions: 38.6 x 15.5 x 10.2 inch, weight 97 lbs.

Order no.	Voltage	Nominal current	Start current
43200001	230 ~ 50/60 Hz	5.5 A	22.3 A
43201001	120 V ~ 60 Hz	11.2 A	40.1 A
43202001	400/460 V - 50/60 Hz 3~	3.1 A	5.7 A

Recessed models order no. 4320XX81
Stainless steel 304 models order no. 4320XXX2

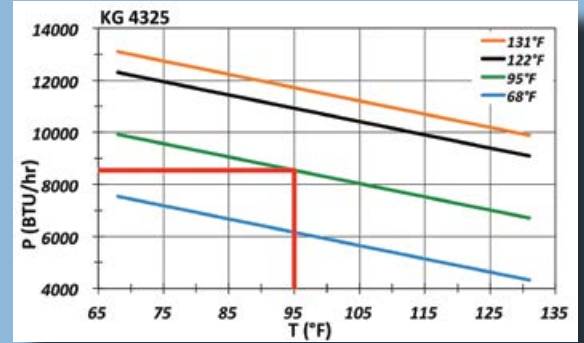


KG 4325 - 8,560 BTU

Dimensions: 48.4 x 19.7 x 13.4 inch, weight 143 lbs.

Order no.	Voltage	Nominal current	Start current
43250001	230 ~ 50/60 Hz	4.2 A	23 A
43251001	120 V ~ 60 Hz	10.8 A	46 A
43252001	400/460 V - 50/60 Hz 3~	2.4 A	13 A

Recessed models order no. 4325XX81
Stainless steel 304 models order no. 4325XXX2

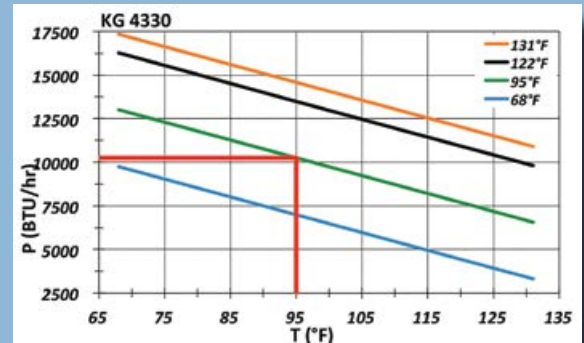


KG 4330 - 10,240 BTU

Dimensions: 48.4 x 19.7 x 13.4 inch, weight 149 lbs.

Order no.	Voltage	Nominal current	Start current
43300001	230 ~ 50/60 Hz	5.6 A	25.1 A
43301001	120 V ~ 60 Hz	15.3 A	49 A
43302001	400/460 V - 50/60 Hz 3~	2.1 A	7.6 A

Recessed models order no. 4330XX81
Stainless steel 304 models order no. 4330XXX2



KG 4340 - 13,650 BTU

Dimensions: 48.4 x 19.7 x 13.4 inch, weight 160 lbs.

Order no.	Voltage	Nominal current	Start current
43400001	230 ~ 50/60 Hz	8.0 A	50 A
43402001	400/460 V - 50/60 Hz 3~	3.4 A	8.5 A

Recessed models order no. 4340XX81
Stainless steel 304 models order no. 4340XXX2

