

## Enclosure air conditioner, 2700 BTU



### Description

<b>Order Number:</b>	870800201USL
<b>Brand Name:</b>	PROGRESSIVE
<b>Housing Material:</b>	Mild steel, powder coated
<b>Ingress protection:</b>	IP 56 / Type 12, 3, 3R, 4
<b>Included:</b>	Metal mesh filter
<b>Approvals:</b>	CE, UL(ACVS), cULus
<b>UL File Number:</b>	SA32278

## Technical data

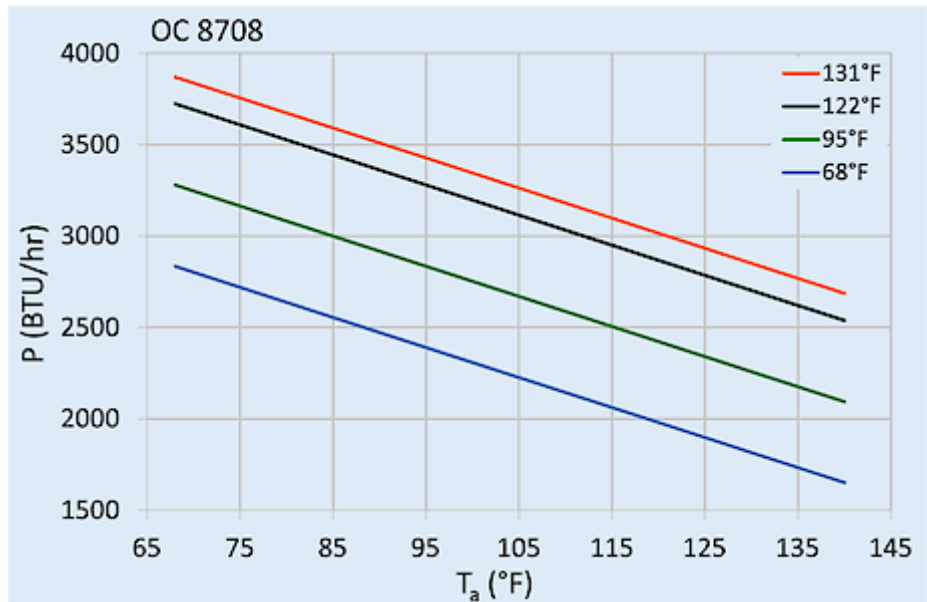
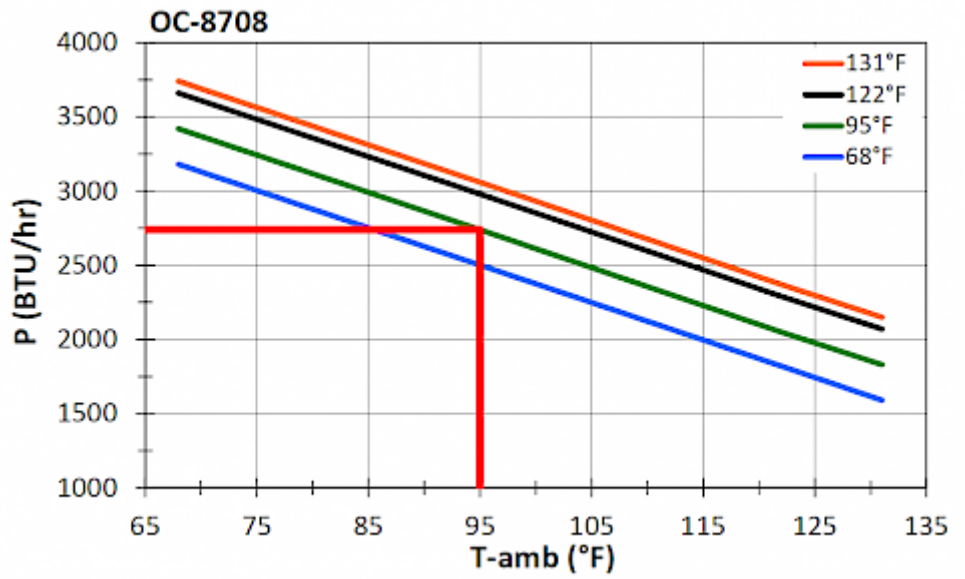
<b>Cooling capacity 95F/95F:</b>	2660 BTU @ 50 Hz 2830 BTU @ 60 Hz
<b>Cooling capacity 95F/122F:</b>	2050 BTU @ 50 Hz 2390 BTU @ 60 Hz
<b>EER 95F95F:</b>	6.2
<b>Compressor type:</b>	rotary piston compressor
<b>Refrigerant / GWP:</b>	R 134a / 1430
<b>Refrigerant charge:</b>	148 g / 5.2 oz
<b>High / low pressure:</b>	435 / 88 psi
<b>Operating temperature range:</b>	-40°F - 140°F
<b>UL temperature range:</b>	-40°F - 131°F
<b>Air volume flow (system / unimpeded):</b>	Ambient: 220 / 385 cfm Cabinet: 180 / 280 cfm
<b>Mounting:</b>	Wall mounted
<b>Dimension H x W x D:</b>	23 x 12 x 12 inch
<b>Weight:</b>	60 lbs
<b>Cut out dimensions:</b>	13.6 x 9.25 inch
<b>Voltage / Frequency:</b>	230 V ~ 50/60 Hz
<b>UL Voltage / Frequency:</b>	230 V ~ 60 Hz
<b>Current 95F95F:</b>	2.4 A @ 50 Hz 2.4 A @ 60 Hz
<b>Starting current:</b>	14 A
<b>Max. current:</b>	3.2 A
<b>Nominal power 95F95F:</b>	500 W @ 50 Hz 560 W @ 60 Hz
<b>Max. power:</b>	690 W
<b>Fuse:</b>	15 A (T)
<b>Max circuit ampacity:</b>	15 A
<b>Short-circuit current rating:</b>	5 kA
<b>Rated current compressor:</b>	1.6 A

---

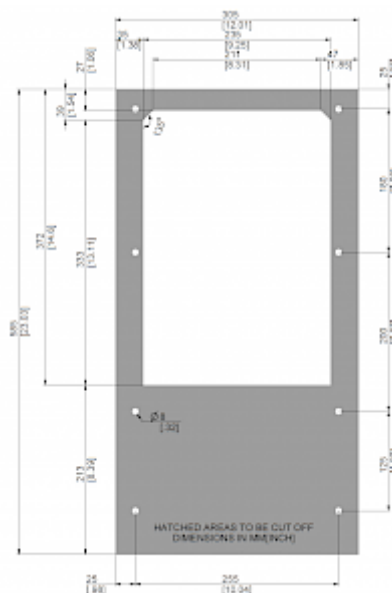
<b>Full load current fans:</b>	1.27 A
<b>Connection:</b>	5 pole terminal block for signals 4 pole terminal block for power 3 pole terminal block for RS 485 MODBUS

---

**Performance graph:**



**Cut out dimensions:**



## Order Information

**Box dimensions** 26.7 x 15.9 x 12.6 inch

**Gross weight** 79.4 lbs

**Taric Code** 84158200

**GTIN (EAN)**